

# Improving the prediction of multicomponent tablet properties from pure component parameters

*Hikaru G. Jolliffe, Foteini Papathanasiou, Elke Prasad, Gavin Halbert, John Robertson, Cameron J. Brown, and Alastair J. Florence.*

*Formative Formulation meeting*

*Maxwell Centre, Cambridge.*

*18<sup>th</sup> March 2019*



# 1. Introduction

# 2. Compression model

# 3. Experimental work

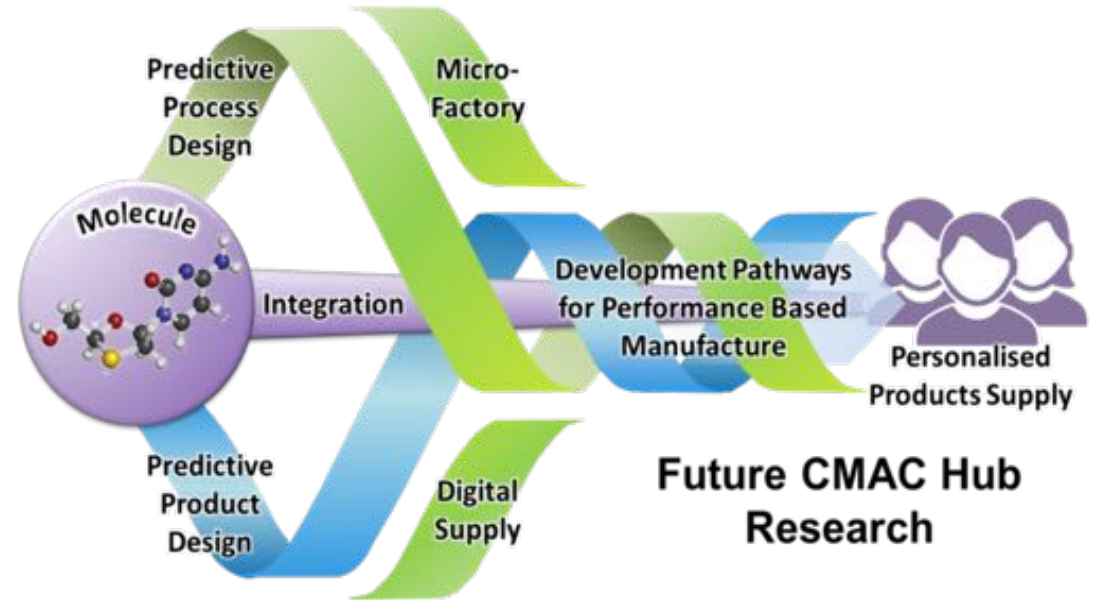
# 4. Parameter estimation and predictive model

# 5. Conclusions

# Continuous Manufacturing and Crystallisation

Co-created with industry to address key manufacturing challenges and skills needs

- World leading manufacturing research platform
- A partnership approach for world-class:
  - Research
  - Training & Skills
  - Translation to industry & Impact
  - Facilities & Infrastructure





# gPROMS (gFORMULATE)

gPROMS software environment

Basic gFORMULATE tablet compression arrangement

# Compression model

## Gavi and Reynolds (2014) model

Tablet relative density ( $\rho_T^*$ ): power law

- Variables: compression pressure ( $P$ )
- Parameter: tablet relative density at zero  $P$  ( $\rho_{T0}^*$ )
- Fitted parameter: compressibility constant ( $K_T$ )

$$\rho_T^* = \rho_{T0}^* P^{1/K_T}$$

Tablet tensile strength ( $\sigma_T$ ): Ryshkewitch–Duckworth equation

- Variables: porosity ( $\epsilon$ )
- Fitted parameter: bonding capacity ( $k_b$ )
- Fitted parameter: tensile strength at zero porosity ( $\sigma_{T0}$ )

$$\sigma_T = \sigma_{T0} e^{-k_b \epsilon}$$

Tensile strength computed via:

- Variables: thickness ( $h_T$ ), diameter ( $d_T$ ), compaction force ( $F_{comp}$ )

$$\sigma_T = \frac{2 F_{comp}}{\pi d_T h_T}$$

Mixing rules for multicomponent tablets:

- $k_b$  and  $\sigma_{T0}$  - gPROMS implemented (volume fraction-based)
- $K_T$  - user-specified (also volume fraction-based)

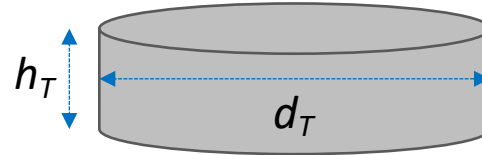
$$\sigma_{T0,mix} = \sum_i \sigma_{T0,i} \phi_i \quad k_{b,mix} = \sum_i k_{b,i} \phi_i \quad K_{T,mix} = \sum_i K_{T,i} \phi_i$$

# Tablet size, shape, weight and components

## Flat-faced plain tablet

## Various tablet weights

- 200 mg, 250 mg, 300 mg



## Multiple excipient components

- Lactose (Pharmatose, GranuLac), cellulose (Avicel), HPMC (Affinisol) N-vinyl-2-pyrrolidone and vinyl acetate copolymer (Plasdone S630)

## Active Pharmaceutical Ingredients (APIs)

- Aspirin, paracetamol, lovastatin

## Various material grades

- Avicel PH-101, PH-102
- Pharmatose 50M, GranuLac 200M
- Lovastatin spherical agglomerates (LSA)

Formulation	Pharmatose® 50M	Avicel® PH-101	Lovastatin	LSA
A	80	20	-	-
B	70	30	-	-
C	60	40	-	-
D	50	50	-	-
E	70	20	10	-
F	60	20	-	10

Material	Die filling method	Tablet target weight (mg)
Avicel® PH-101	A/M	200, 250
Avicel® PH-102	A	200, 250
Pharmatose® 50M	A	250, 300
Pharmatose® 50M internally lubricated (InLu) with Mg Stearate	A	250, 300
Pharmatose® 50M externally lubricated (ExLu) with Mg Stearate	M	300
GranuLac® 200M	M	250, 300
Affinisol™ (HPMC HME 15LV)	A	200, 250
Plasdone™ S-630	A	250
Aspirin agglomerates	A	300
Acetaminophen granular	A	250, 300
Lovastatin	M	200
Lovastatin externally lubricated (ExLu) with Sodium stearyl fumarate PG-100	M	200
Lovastatin spherical agglomerates (SAG)	M	200
Formulation A	A	250
Formulation B	A	250
Formulation C	A	250
Formulation D	A	250
Formulation E	M	200
Formulation F	M	200

# Equipment

Tapped density: Autotap™, Quantachrome

True density: MicroUltracyc 1200e, Quantachrome

Particle size: Qicpic, Sympatec

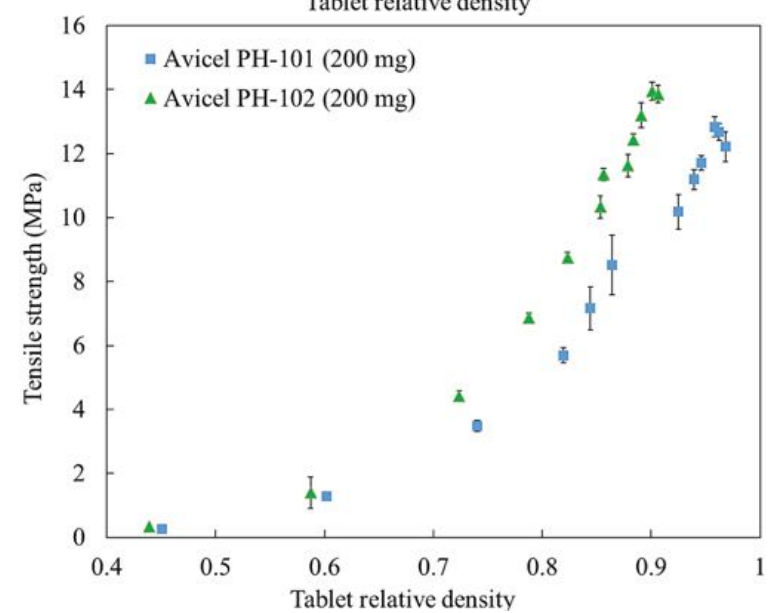
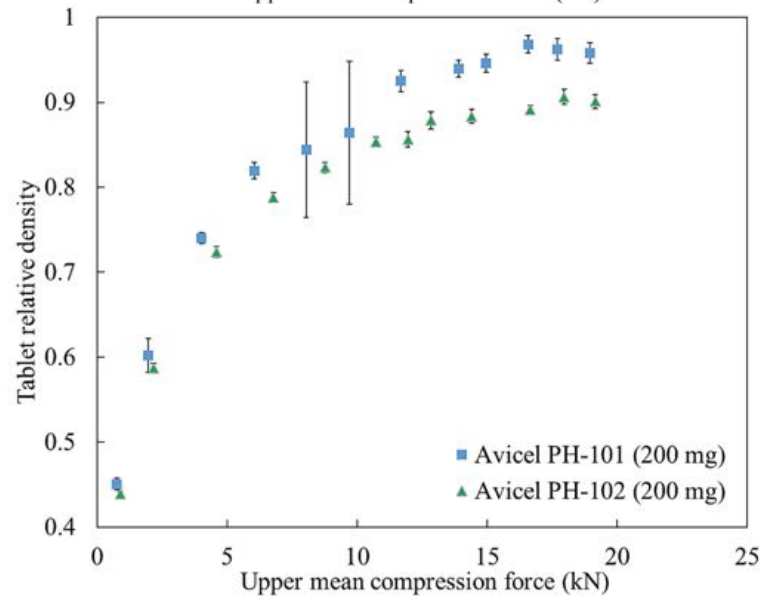
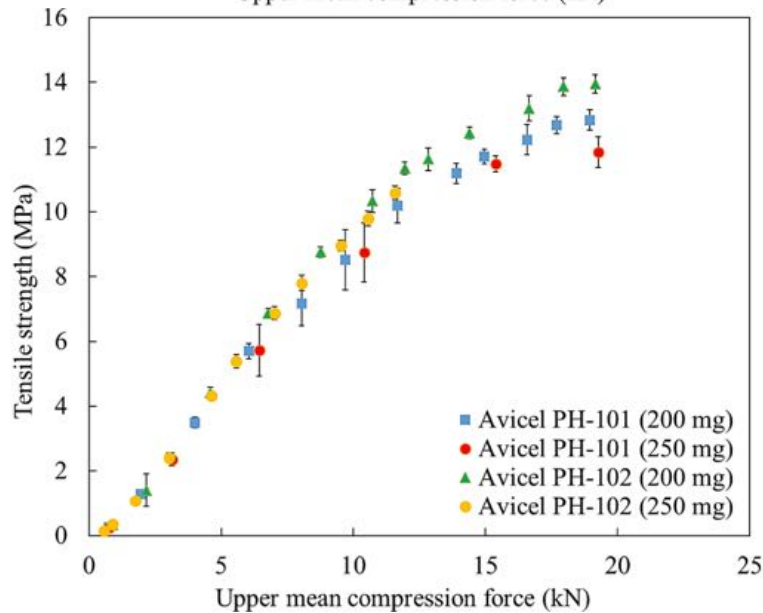
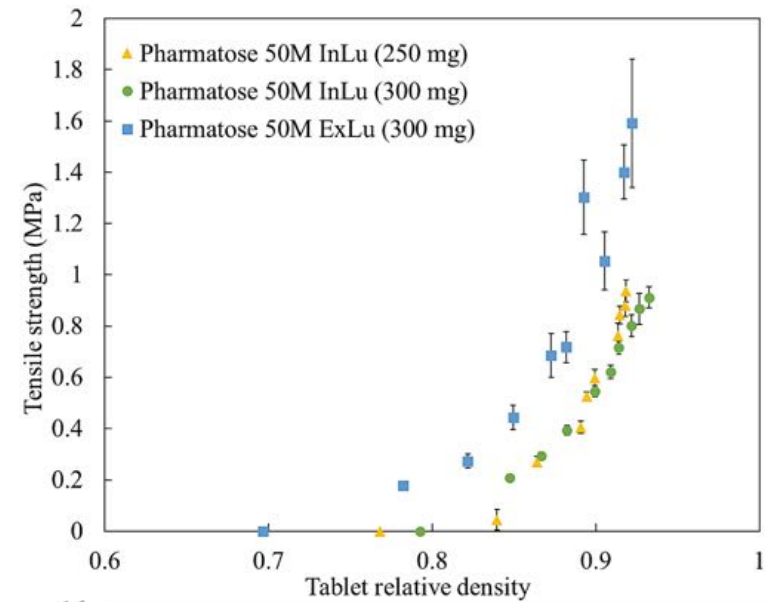
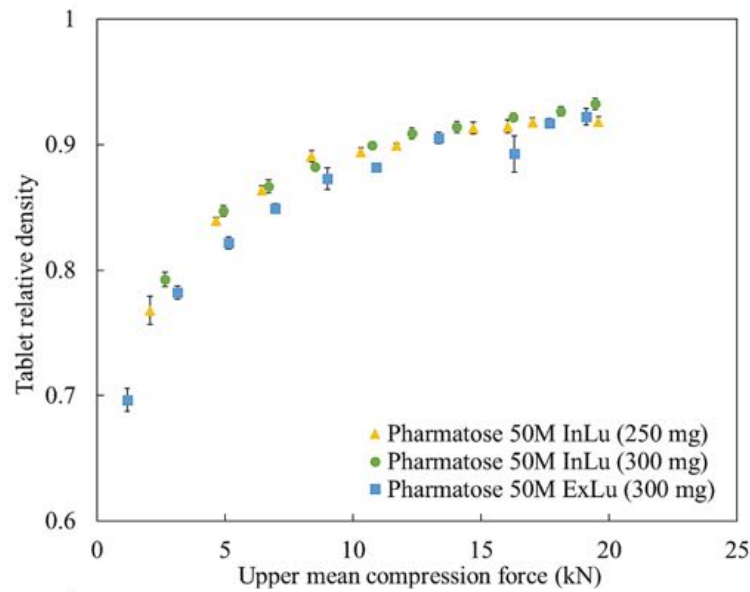
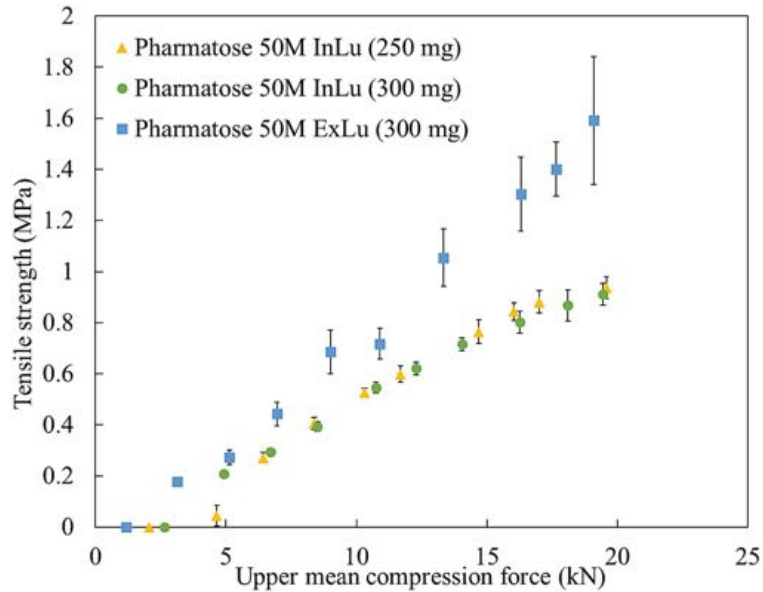
Tablet hardness: HC6.2, Kraemer Elektronik

## **Tablet press: Korsch XP1, Korsch AG**

- Single-punch tablet press
- 9 mm, flat-faced punch
- Operated in single-stroke mode

## Recorded data

- Upper punch compression force (range: 0.5 – 20 kN)
- Lower punch compression force
- Ejection force
- Upper punch displacement
- Lower punch displacement





# Parameter estimation: results for pure cellulose and lactose tablets

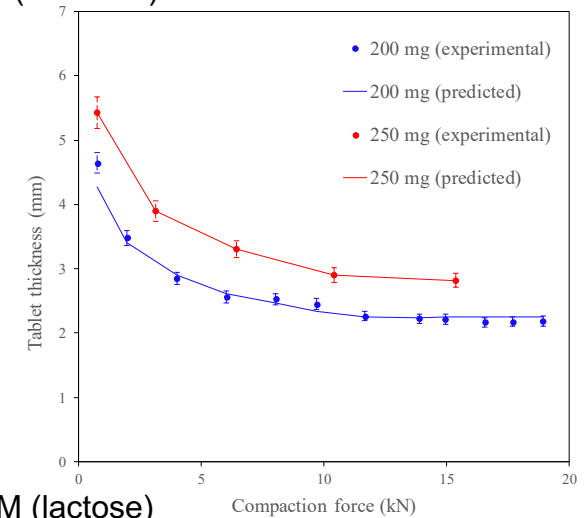
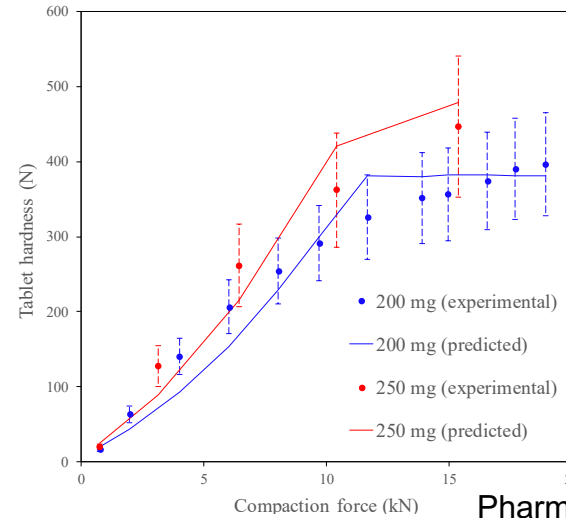
**Key compression data for Avicel PH-101 tablets (200 mg target mass)**

Compression force (kN)	Tablet mass (mg)	Tablet thickness (mm)	Tablet hardness (N)
0.76	197.32	4.647	16.9
1.97	197.44	3.481	63.4
4.01	198.72	2.850	140.6
6.04	197.79	2.562	206.4
8.04	199.05	2.531	254.0
9.70	197.13	2.450	291.4
11.68	197.37	2.265	326.1
13.90	196.81	2.224	351.8
14.96	197.47	2.216	366.8
16.57	197.72	2.168	374.7
17.70	197.34	2.177	390.0
18.95	197.32	2.186	396.6

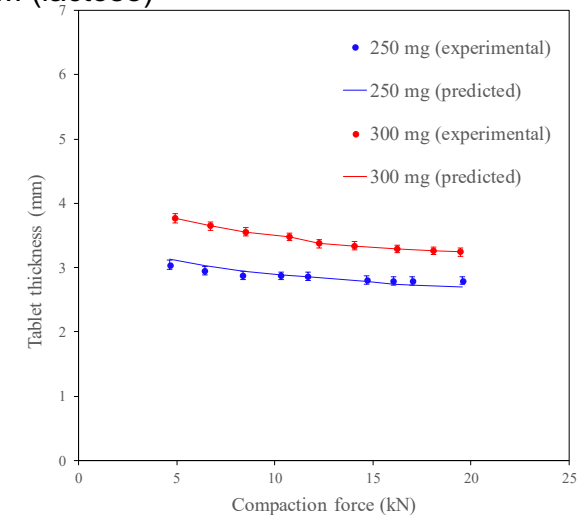
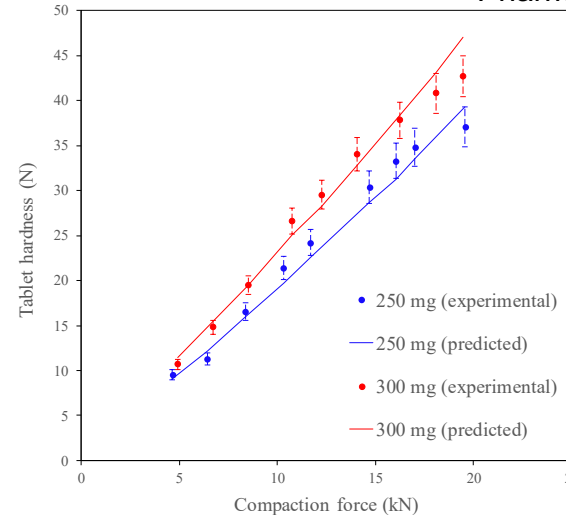
**Optimal pure component parameters for Avicel PH-101 and Pharmatose 50M.**

Component	Tensile strength at zero porosity		Bonding capacity		Compressibility constant	
	$\sigma_0$ (MPa)	99% CI	$k_b$ (-)	99% CI	$K_T$ (-)	99% CI
Avicel PH-101						
Pharmatose 50M						

Avicel PH-101 (cellulose)



Pharmatose 50M (lactose)

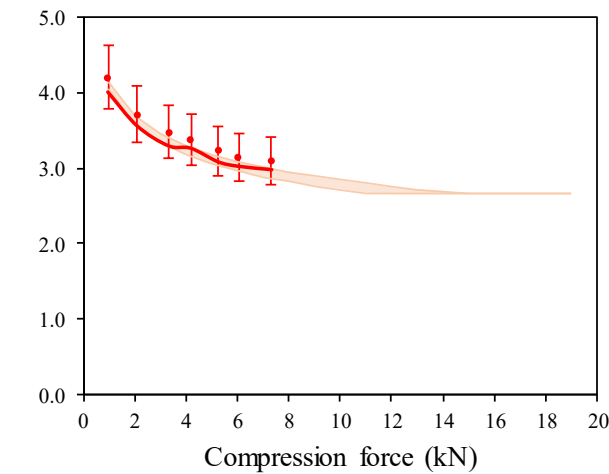
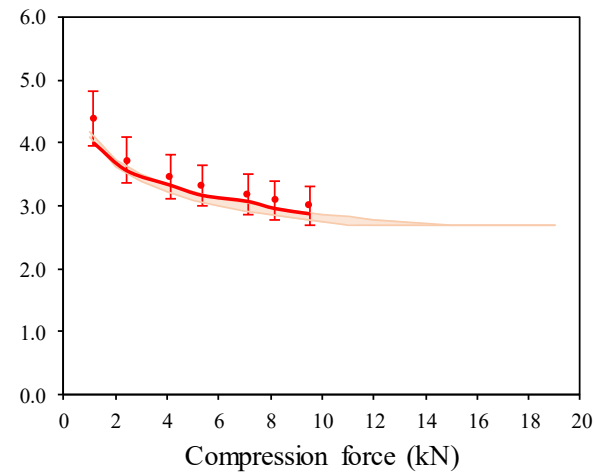
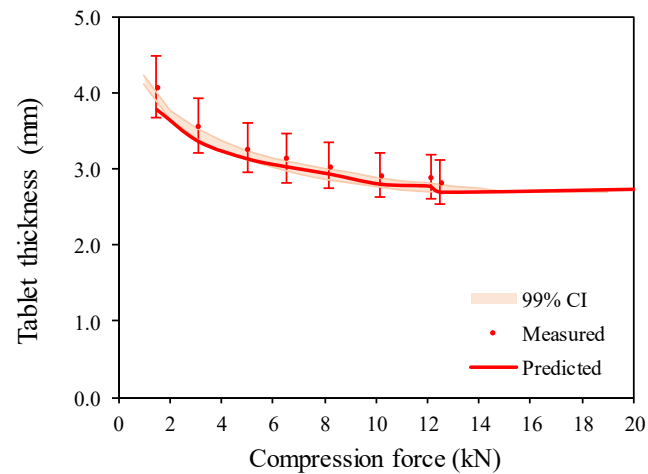
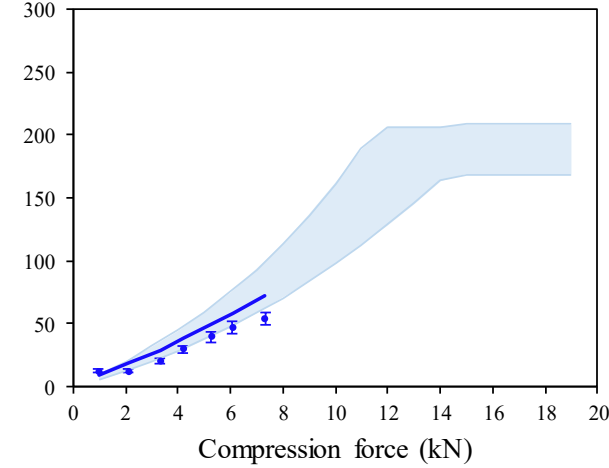
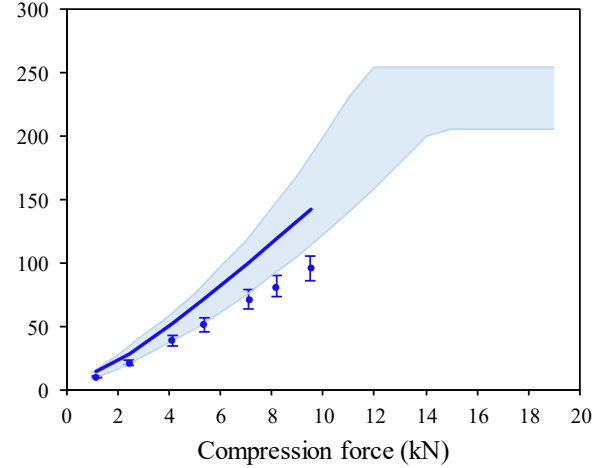
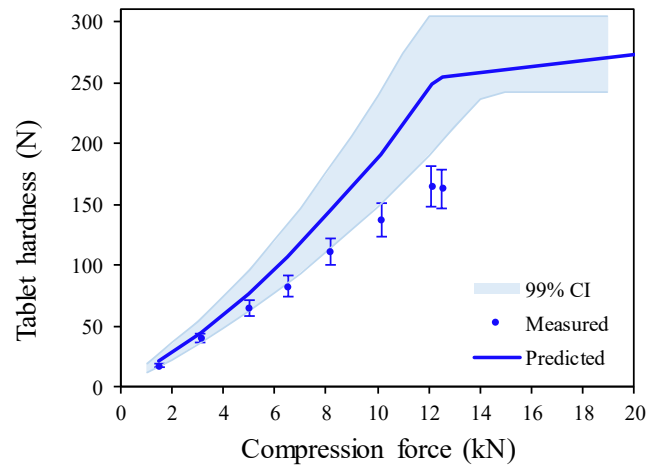


# Parameter estimation: results for binary cellulose and lactose tablets

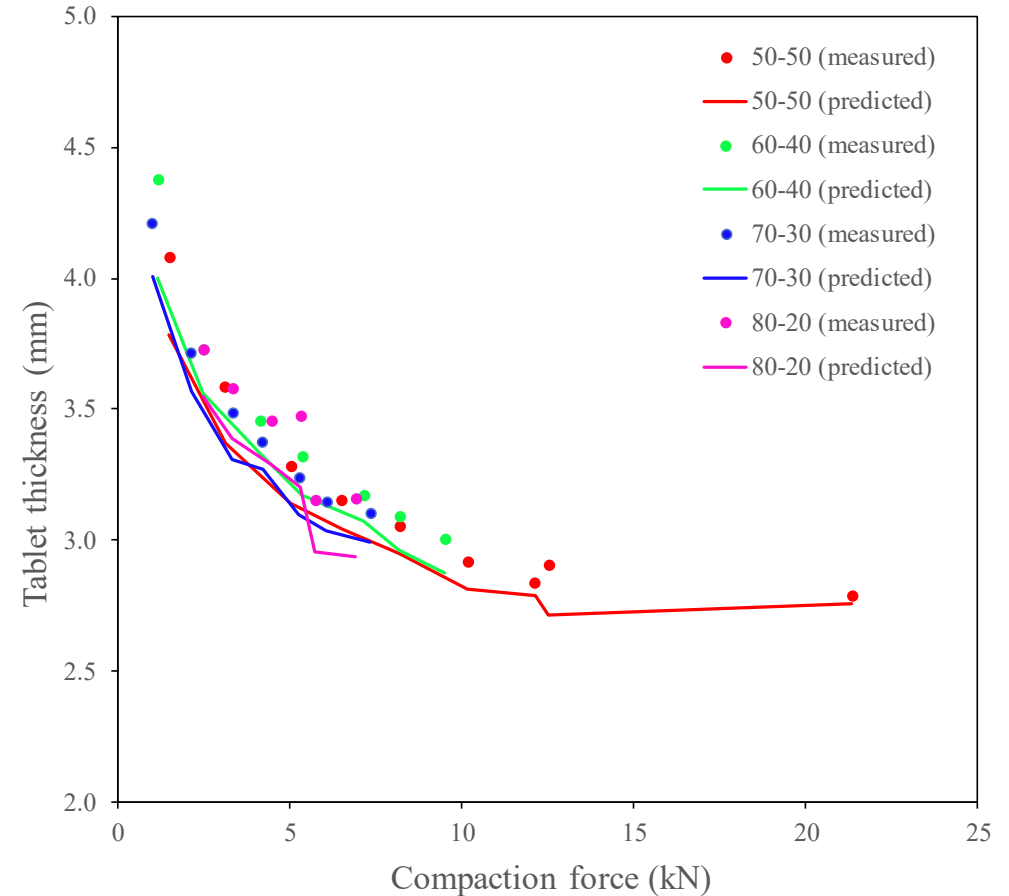
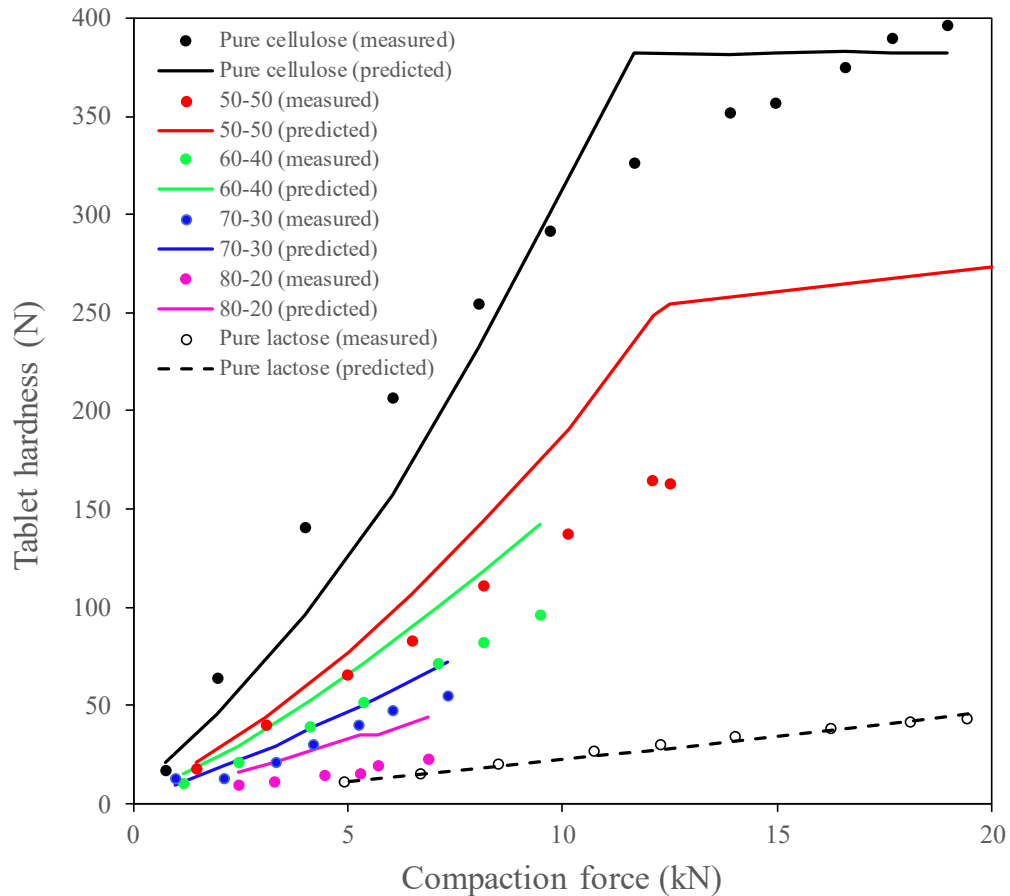
50-50 Lact-Cel

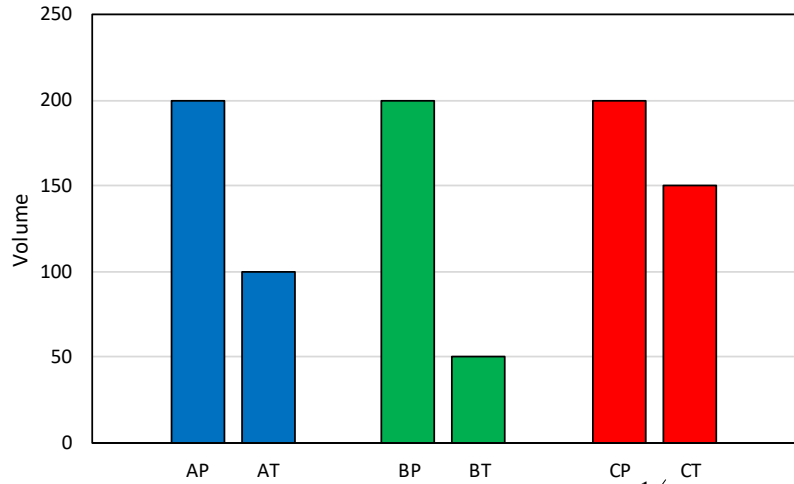
60-40 Lact-Cel

70-30 Lact-Cel

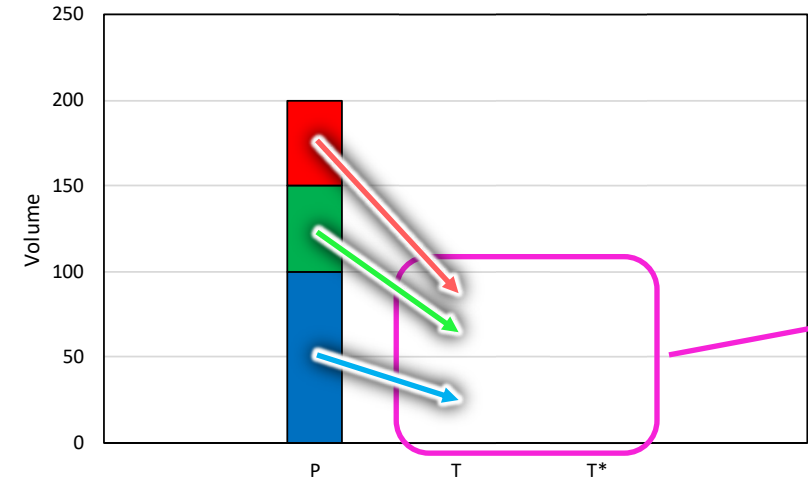


# Parameter estimation: results for binary cellulose and lactose tablets

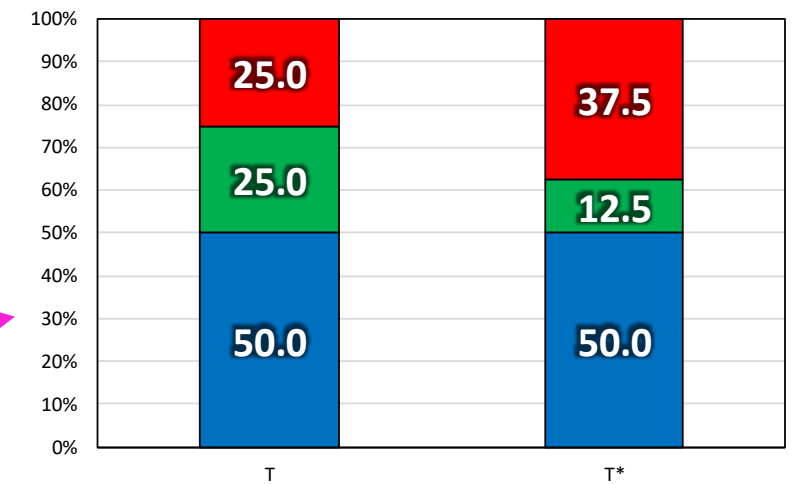




$$\rho_{tab}^* = \rho_{0,mix}^* P^{1/K_{T,mix}}$$



$$\sigma_{T,tab} = \sigma_{T0,tab} e^{-k_{b,tab}(1-\rho^*)}$$



$$p_{tab} = \sum_i \phi_i p_i, \quad p = \{K_T, \sigma_{T0}, k_b\}$$

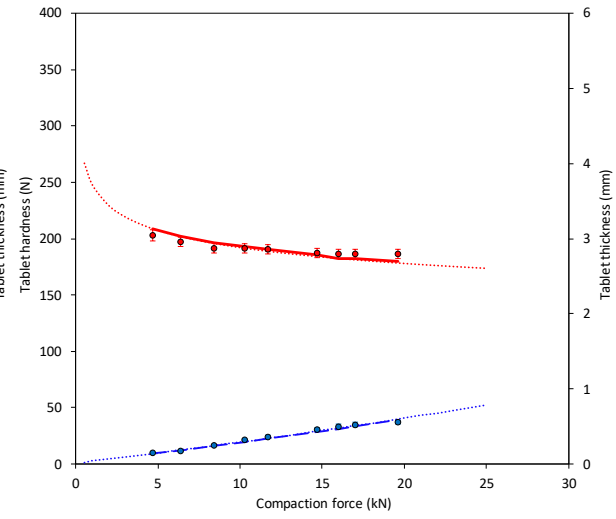
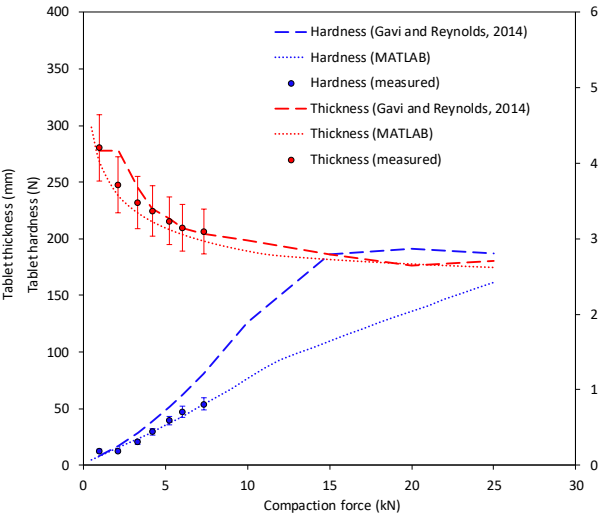
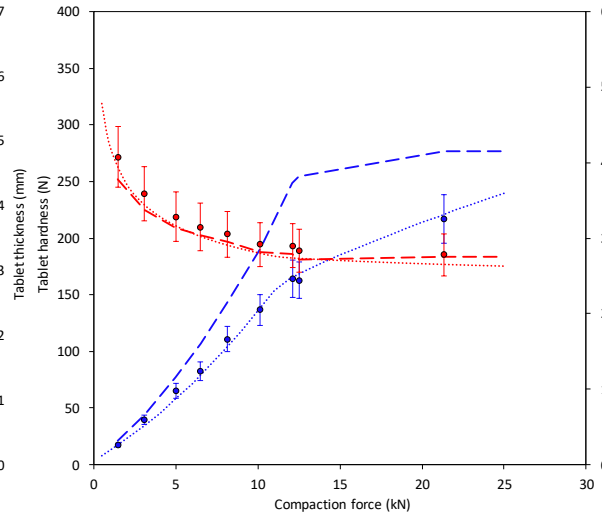
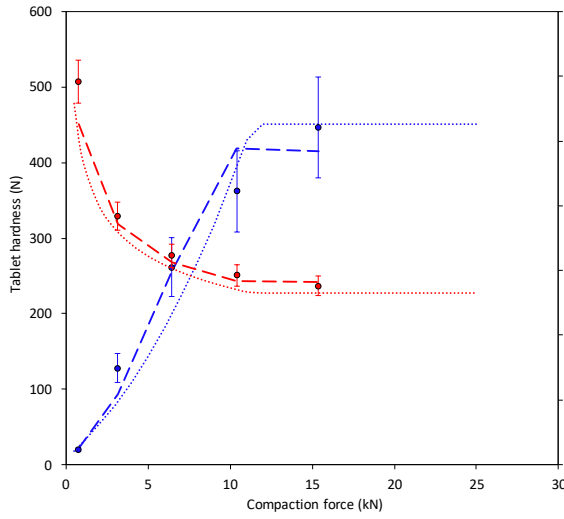
250 mg, 9 mm diameter tablets:

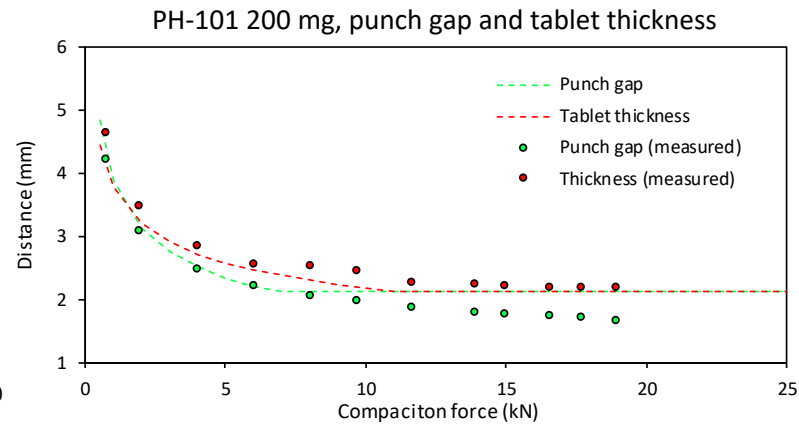
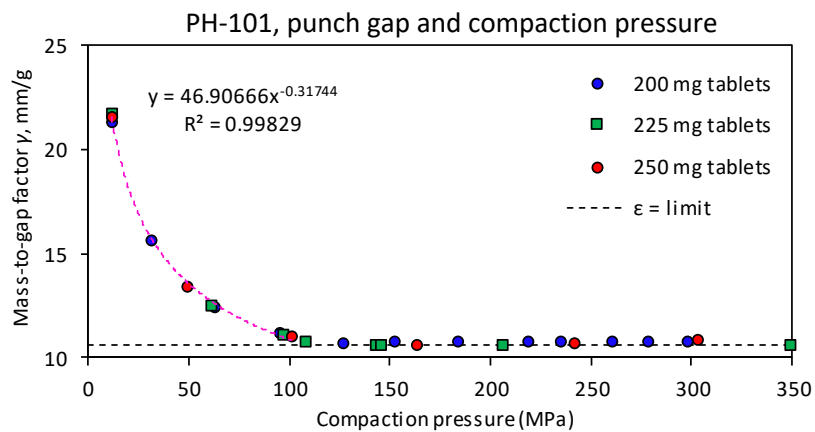
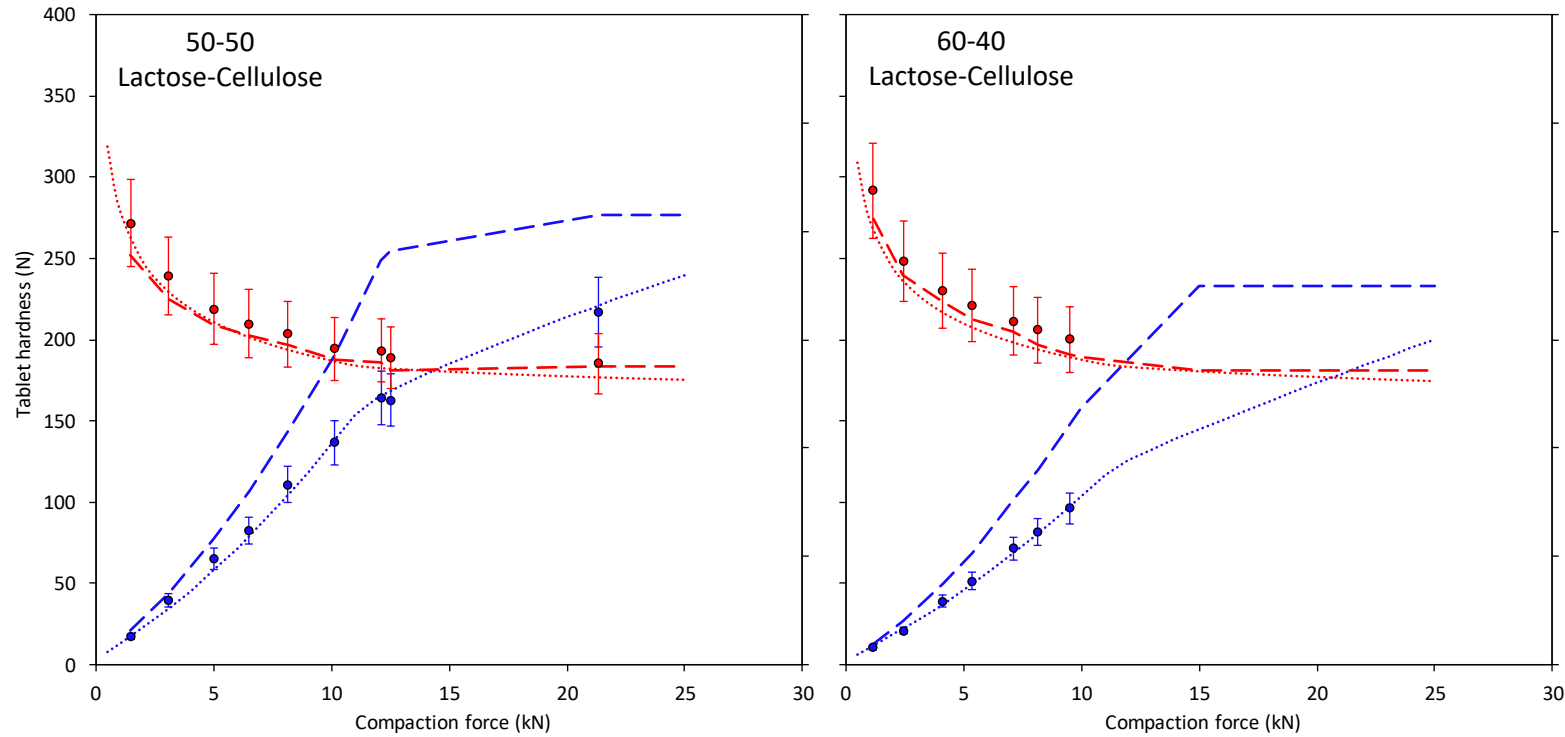
100% Cellulose

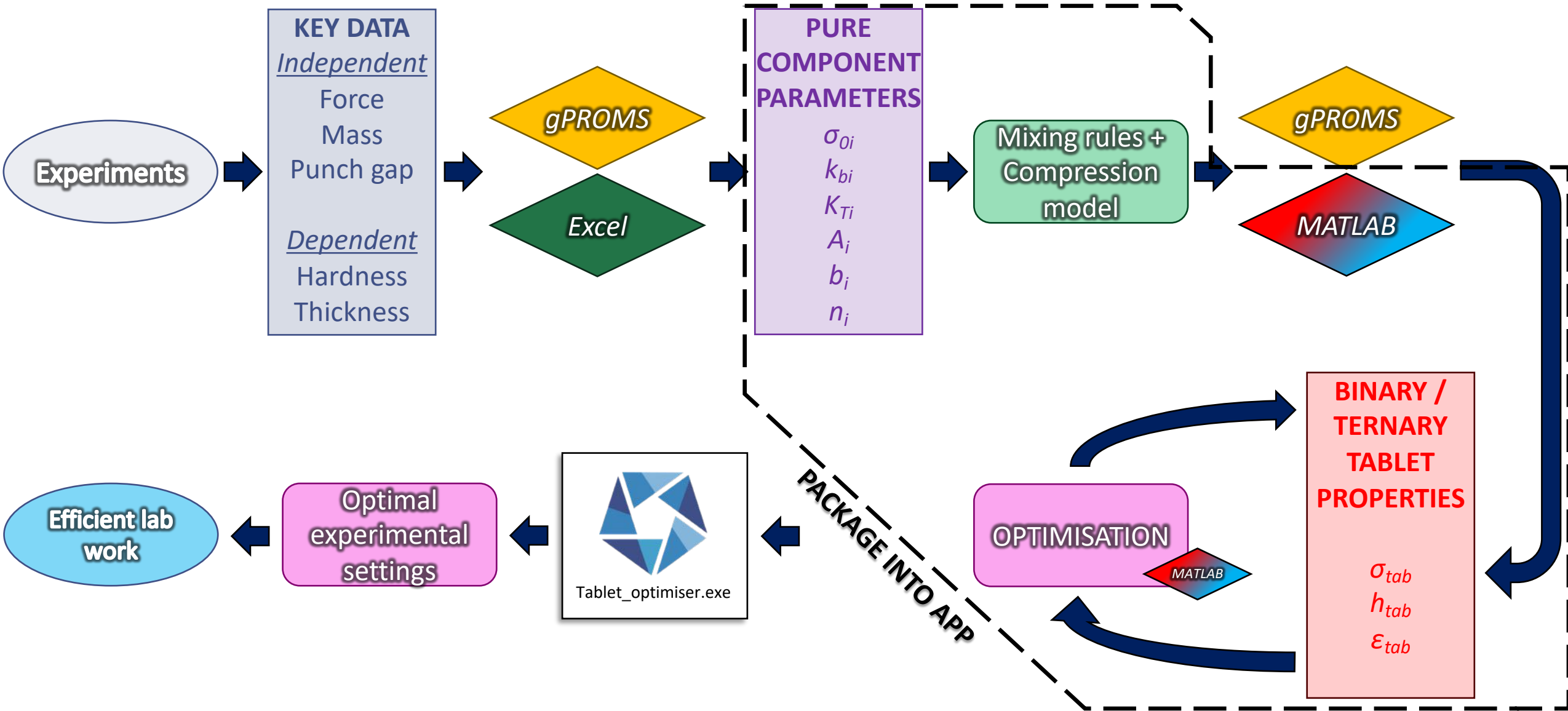
50-50 Lactose-Cellulose

30-70 Cellulose-Lactose

100% Lactose







## Conclusions & Final Remarks

**Extensive compression data generated for a variety of materials and material grades**

**Optimal values for key parameters ( $K_T$ ,  $k_b$ ,  $\sigma_{T0}$ ) found**

- For pure components
- Good fits to experimental data

**Binary tablet properties predicted using pure parameters**

- Various tablet compositions
- Predictions improved with modified parameter weighting.

**Optimising tablet design**

- Nonlinear optimisation of tablet compaction
- User-friendly MATLAB app.

**Ongoing work**

- More components, additional validation
- Lubrication effects

# Acknowledgements

## University of Strathclyde

- Foteini (Fay) Papathanasiou, MSc
- The authors would like to acknowledge that this work was carried out in the CMAC National Facility supported by UKRPIF (UK Research Partnership Fund) award from the Higher Education Funding Council for England (HEFCE) (Grant ref HH13054)

This work was supported by:

